



US00D985967S

(12) **United States Design Patent**
Bruns

(10) **Patent No.:** **US D985,967 S**

(45) **Date of Patent:** **** May 16, 2023**

- (54) **DUVET COVER WITH A REMOVEABLE PET PROTECTION LAYER**
- (71) Applicant: **Michael S. Bruns**, Folsom, CA (US)
- (72) Inventor: **Michael S. Bruns**, Folsom, CA (US)
- (**) Term: **15 Years**
- (21) Appl. No.: **29/778,180**
- (22) Filed: **Apr. 12, 2021**
- (51) **LOC (14) Cl.** **06-13**
- (52) **U.S. Cl.**
- USPC **D6/603**
- (58) **Field of Classification Search**
- USPC D6/582-583, 587-292, 595-609,
D6/617-622; D21/803-809

- (56) **References Cited**
- U.S. PATENT DOCUMENTS
- 2,821,723 A * 2/1958 Gluck A47G 9/0238
D6/602
- D313,140 S * 12/1990 Johnson D6/602
- (Continued)

Primary Examiner — Cynthia Ramirez
Assistant Examiner — Carrie A Matteoli
 (74) *Attorney, Agent, or Firm* — Craig A. Simmerman

(57) **CLAIM**
 I claim the ornamental design for a duvet cover with a removeable pet protection layer, as shown and described.

DESCRIPTION

FIG. 1 is a top perspective view of a duvet cover with a removeable pet protection layer, with the removeable pet protection layer attached, showing my new design;
 FIG. 2 is a top plan view thereof;
 FIG. 3 is a bottom plan view thereof;
 FIG. 4 is a right side elevation view thereof;

FIG. 5 is a left side elevation view thereof;
 FIG. 6 is a front elevation view thereof;
 FIG. 7 is a rear elevation view thereof;
 FIG. 8 is a top perspective view of a duvet cover with a removeable pet protection layer, with the removeable pet protection layer removed, showing my new design;
 FIG. 9 is a top plan view thereof;
 FIG. 10 is a bottom plan view thereof;
 FIG. 11 is a right side elevation view thereof;
 FIG. 12 is a left side elevation view thereof;
 FIG. 13 is a front elevation view thereof;
 FIG. 14 is a rear elevation view thereof;
 FIG. 15 is a top perspective view of a second embodiment of a duvet cover with a removeable pet protection layer, with the removeable pet protection layer attached, showing my design;
 FIG. 16 is a top plan view thereof;
 FIG. 17 is a bottom plan view thereof;
 FIG. 18 is a right side elevation view thereof;
 FIG. 19 is a left side elevation view thereof;
 FIG. 20 is a front elevation view thereof;
 FIG. 21 is a rear elevation view thereof;
 FIG. 22 is a top perspective view of a second embodiment of a duvet cover with a removeable pet protection layer, with the removeable pet protection layer removed, showing my new design;
 FIG. 23 is a top plan view thereof;
 FIG. 24 is a bottom plan view thereof;
 FIG. 25 is a right side elevation view thereof;
 FIG. 26 is a left side elevation view thereof;
 FIG. 27 is a front elevation view thereof;
 FIG. 28 is a rear elevation view thereof;
 FIG. 29 is a top perspective view of a third embodiment of a duvet cover with a removeable pet protection layer, with the removeable pet protection layer attached, showing my design;
 FIG. 30 is a top plan view thereof;
 FIG. 31 is a bottom plan view thereof;
 FIG. 32 is a right side elevation view thereof;
 FIG. 33 is a left side elevation view thereof;
 FIG. 34 is a front elevation view thereof;
 FIG. 35 is a rear elevation view thereof;

(Continued)

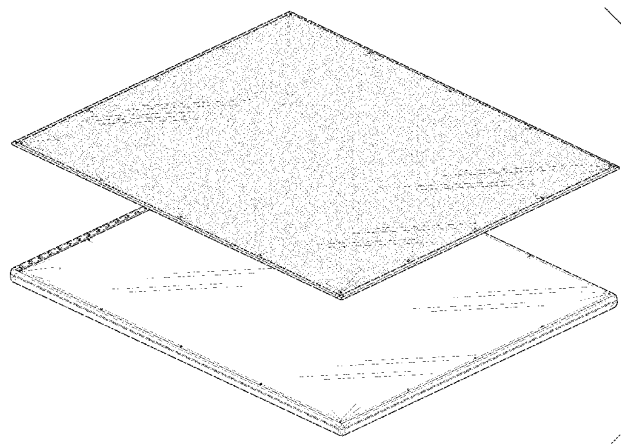


FIG. 36 is a top perspective view of a third embodiment of a duvet cover with a removeable pet protection layer, with the removeable pet protection layer removed, showing my new design;

FIG. 37 is a top plan view thereof;

FIG. 38 is a bottom plan view thereof;

FIG. 39 is a right side elevation view thereof;

FIG. 40 is a left side elevation view thereof;

FIG. 41 is a front elevation view thereof;

FIG. 42 is a rear elevation view thereof;

FIG. 43 is a top perspective view of a fourth embodiment of a duvet cover with a removeable pet protection layer, with the removeable pet protection layer attached, showing my design;

FIG. 44 is a top plan view thereof;

FIG. 45 is a bottom plan view thereof;

FIG. 46 is a right side elevation view thereof;

FIG. 47 is a left side elevation view thereof;

FIG. 48 is a front elevation view thereof;

FIG. 49 is a rear elevation view thereof;

FIG. 50 is a top perspective view of a fourth embodiment of a duvet cover with a removeable pet protection layer, with the removeable pet protection layer removed, showing my new design;

FIG. 51 is a top plan view thereof;

FIG. 52 is a bottom plan view thereof;

FIG. 53 is a right side elevation view thereof;

FIG. 54 is a left side elevation view thereof;

FIG. 55 is a front elevation view thereof; and,

FIG. 56 is a rear elevation view thereof.

1 Claim, 40 Drawing Sheets

(58) **Field of Classification Search**

CPC A47G 9/00; A47G 9/10; A47G 9/1009;
A47G 9/1045; A47G 9/1081; A47G
9/109; A47G 9/0253; A47G 2009/001;
A47G 2009/002; A47G 2009/003; A47G
2009/1018

See application file for complete search history.

(56)

References Cited

U.S. PATENT DOCUMENTS

D319,366 S * 8/1991 Popovich D6/602
D468,951 S * 1/2003 Harris D6/596
7,228,578 B2 * 6/2007 Linnane A47G 9/0261
5/502
10,413,099 B2 * 9/2019 Stewart A47G 9/0261
10,674,844 B2 * 6/2020 Stinchcomb A47G 9/02
2008/0236501 A1 * 10/2008 Hargrave A01K 1/0353
119/28.5
2021/0392851 A1 * 12/2021 Russ A01K 1/0353

* cited by examiner

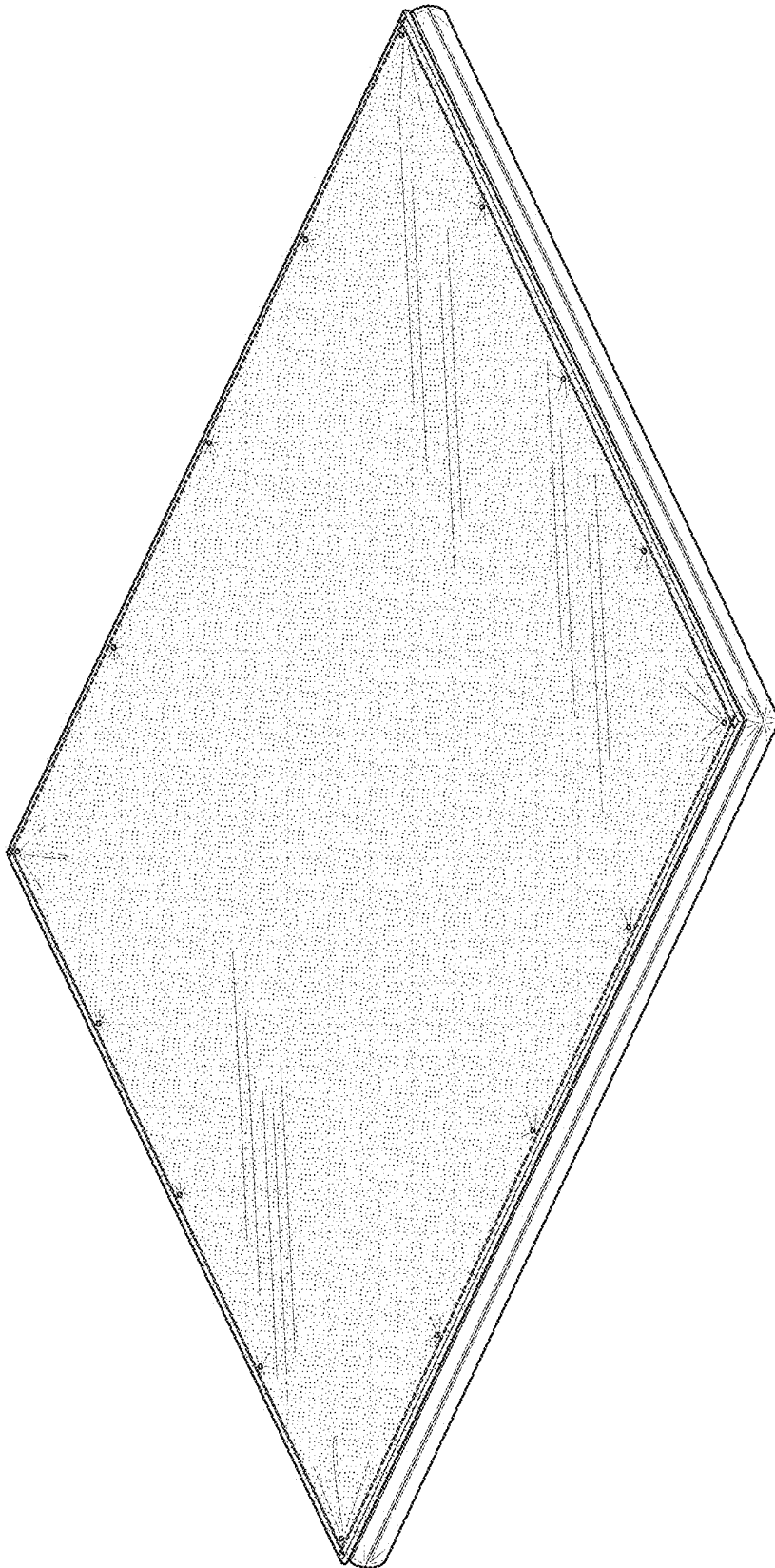


FIG. 1



FIG. 2




FIG. 3

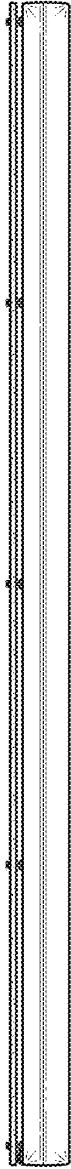


FIG. 4

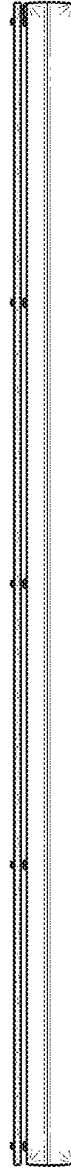


FIG. 5




FIG. 6

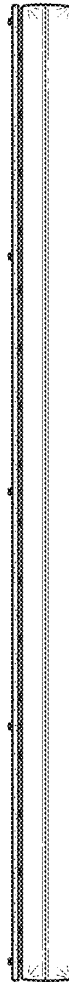


FIG. 7

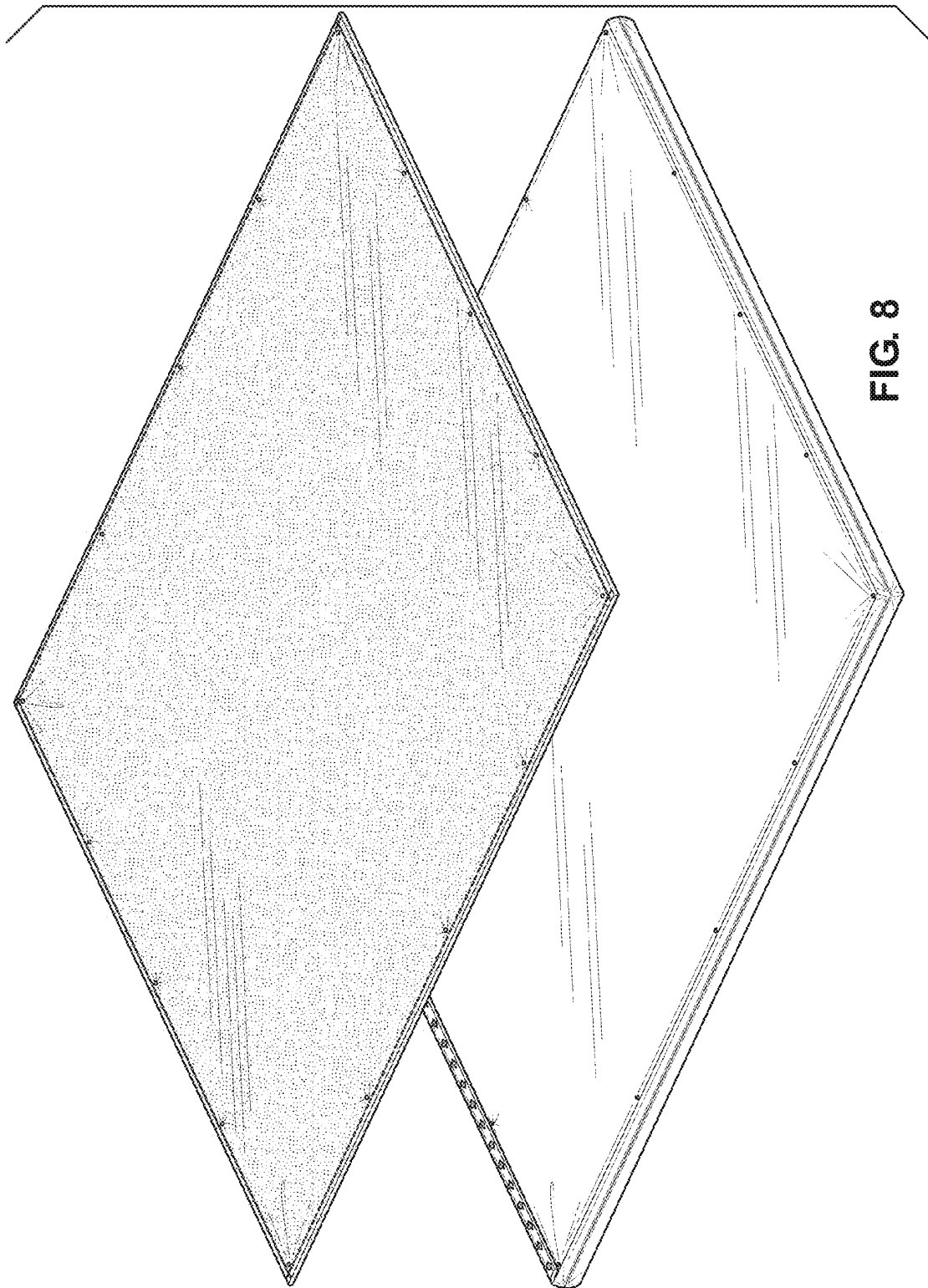


FIG. 8




FIG. 9




FIG. 10

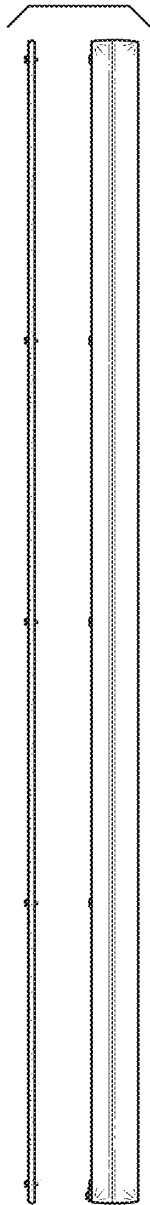


FIG. 11

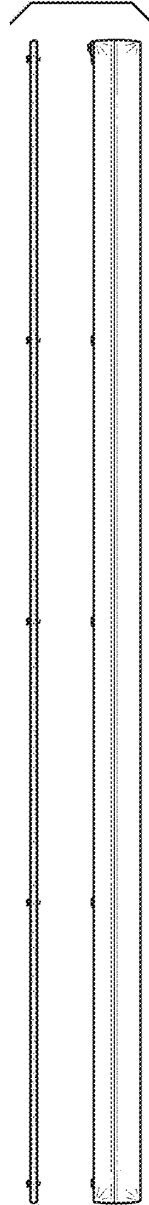


FIG. 12

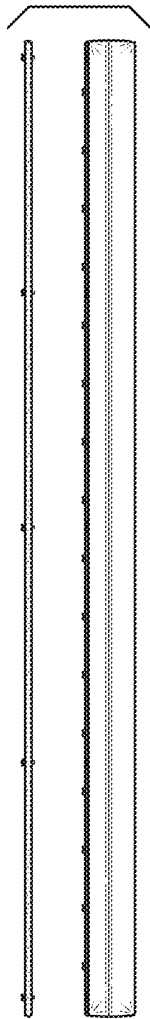


FIG. 13

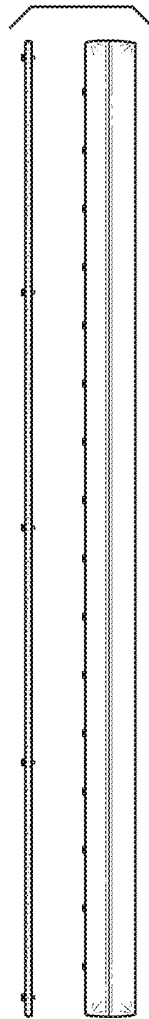


FIG. 14

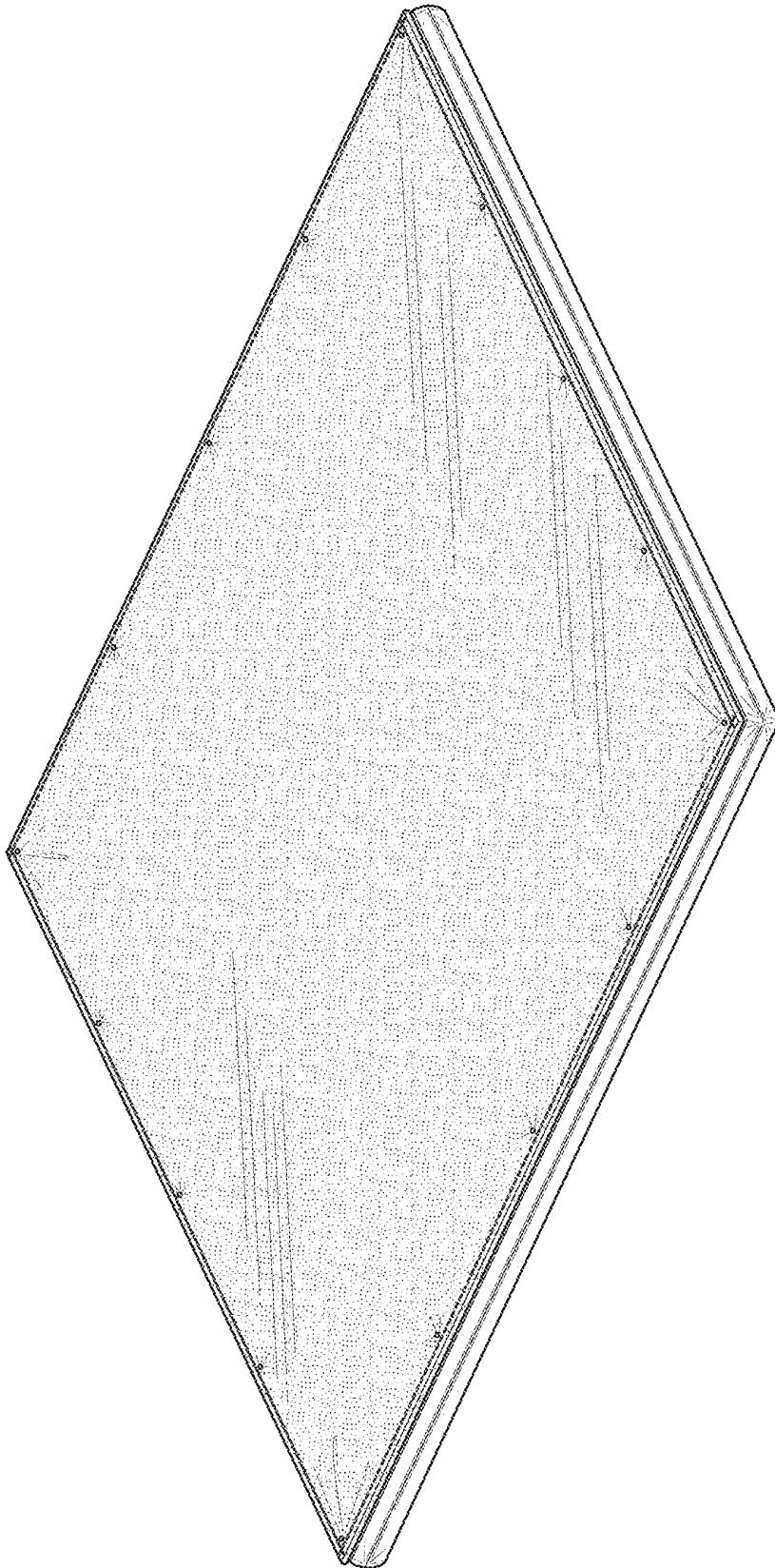


FIG. 15




FIG. 16




FIG. 17

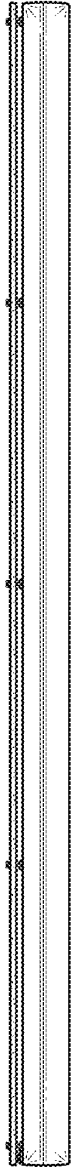


FIG. 18

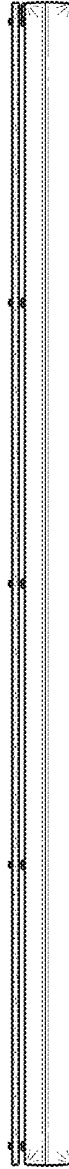


FIG. 19




FIG. 20

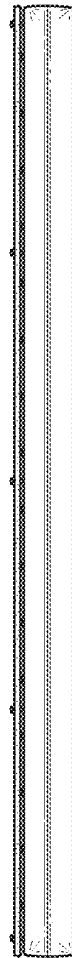


FIG. 21

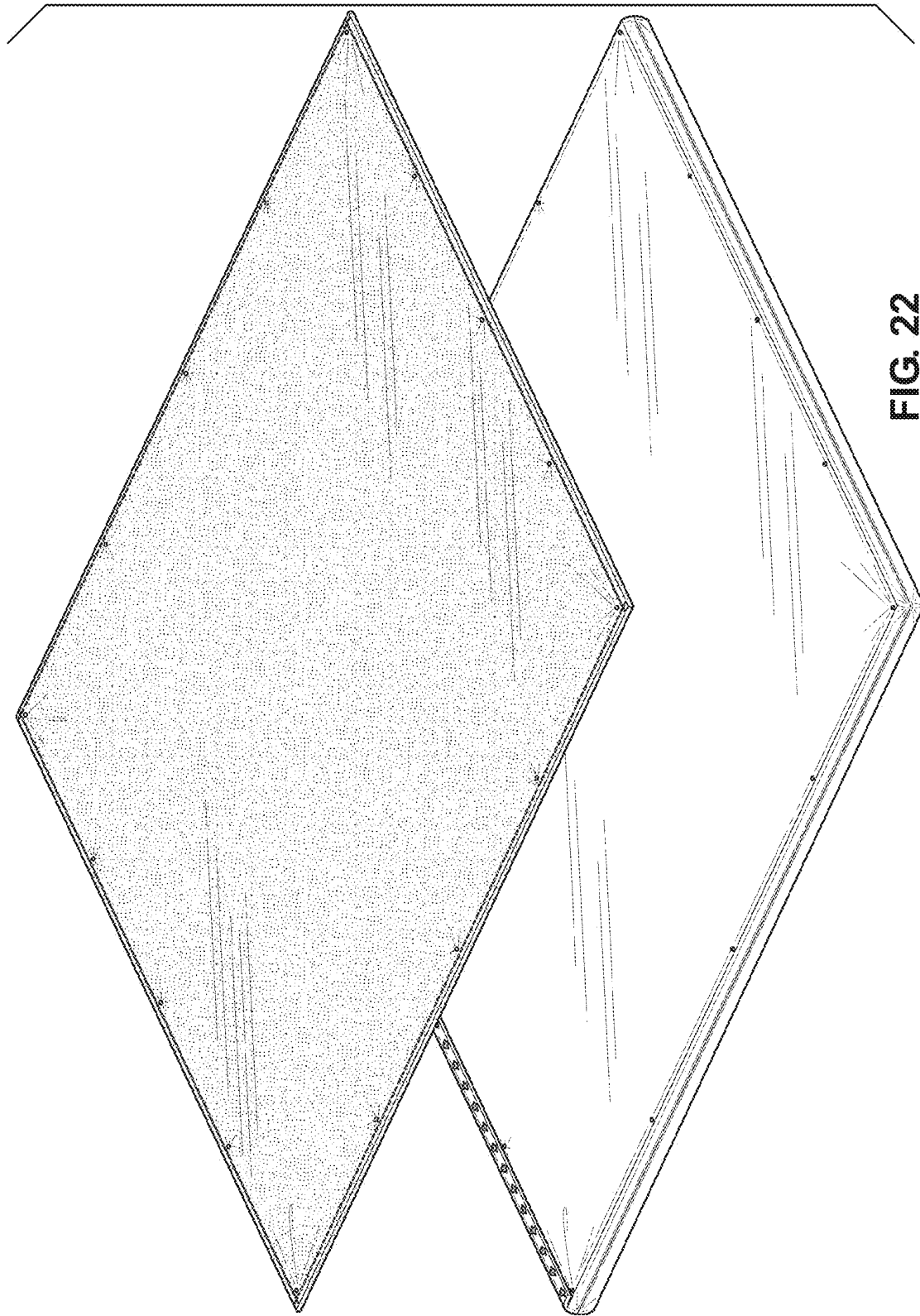


FIG. 22



FIG. 23




FIG. 24

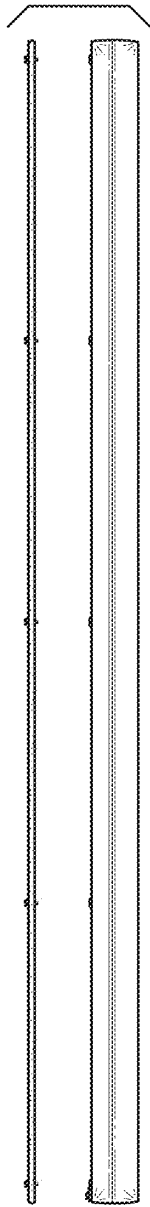


FIG. 25

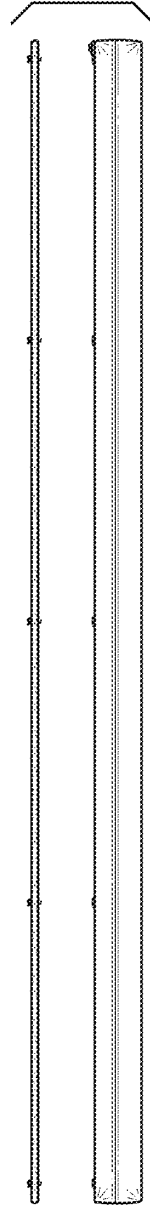


FIG. 26

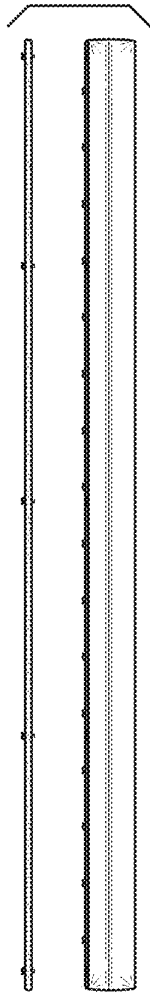


FIG. 27

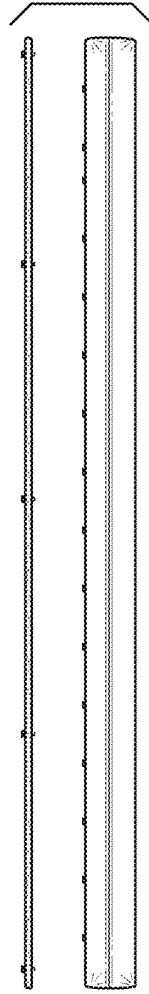


FIG. 28

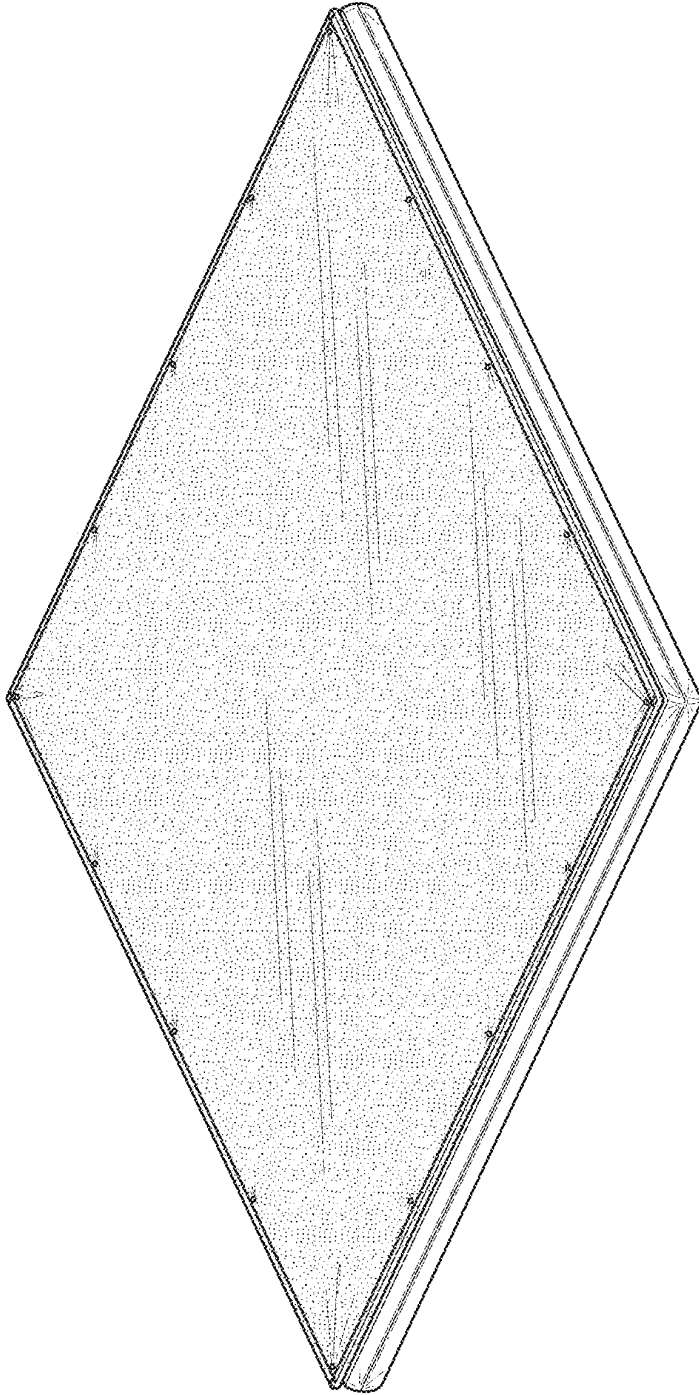


FIG. 29




FIG. 30




FIG. 31




FIG. 32




FIG. 33



FIG. 34

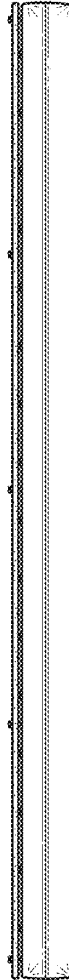


FIG. 35

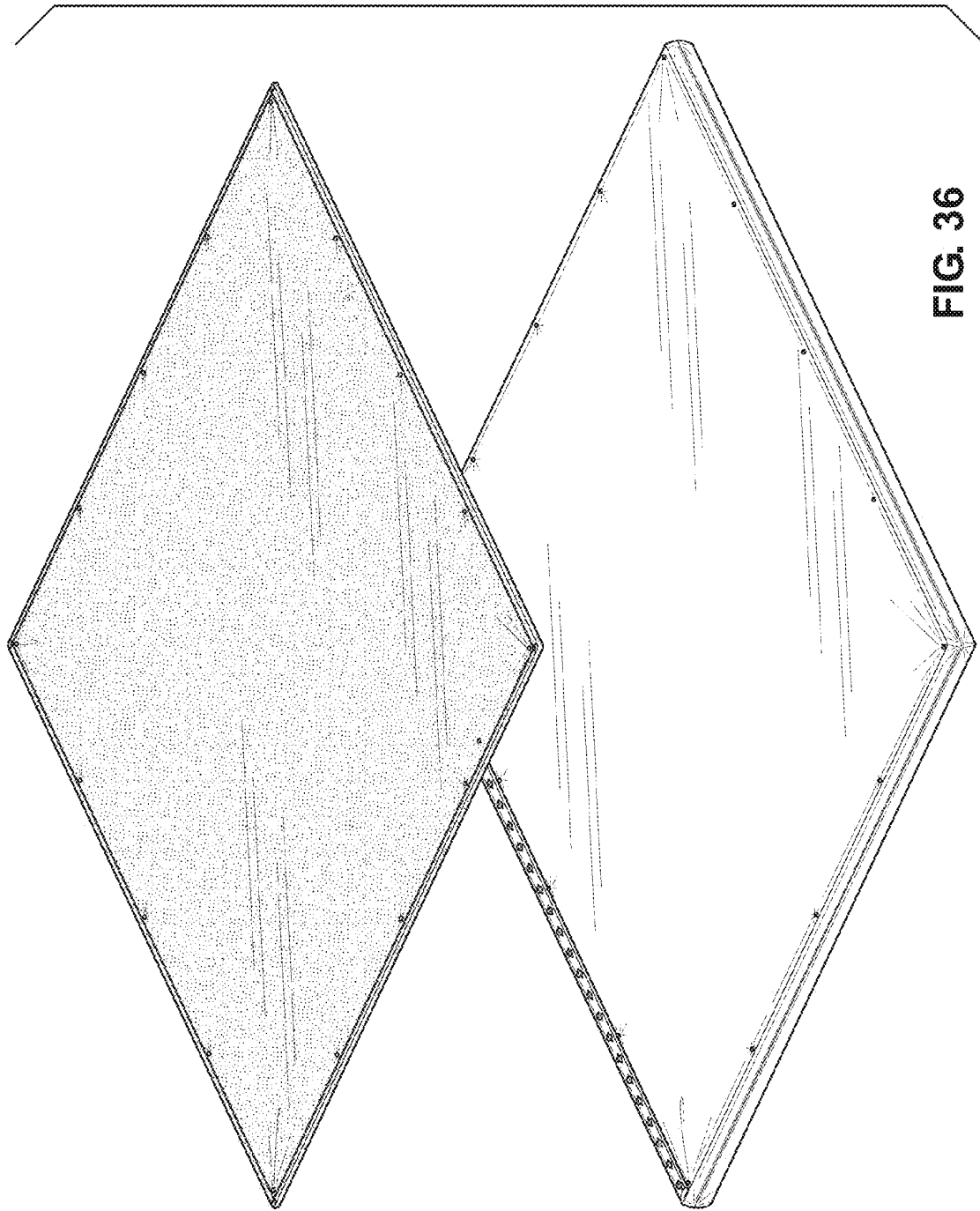


FIG. 36




FIG. 37




FIG. 38

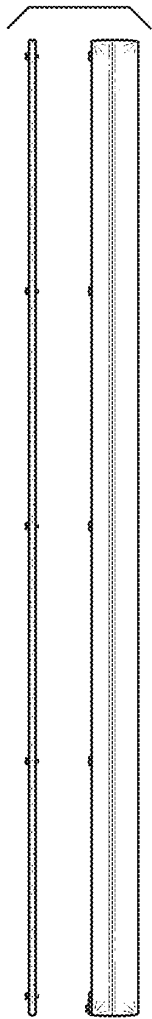


FIG. 39

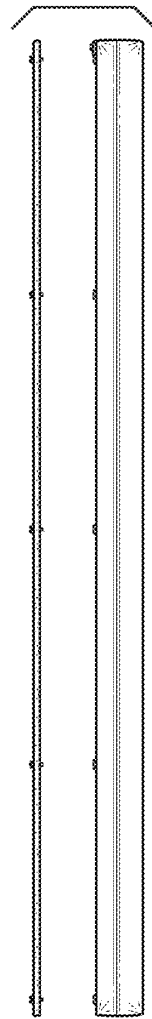


FIG. 40

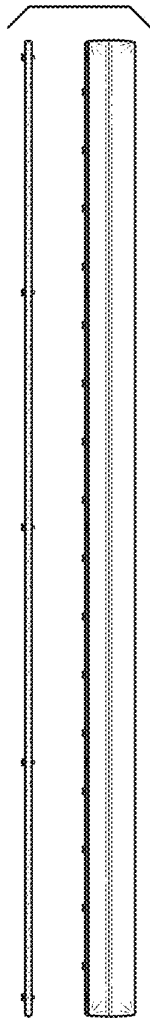


FIG. 41

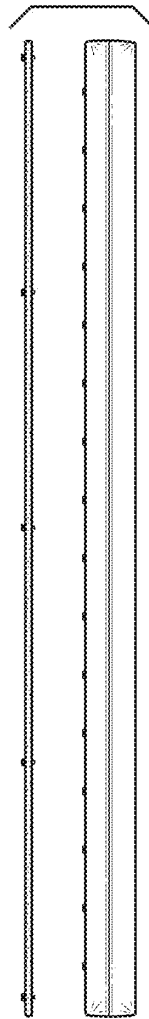


FIG. 42

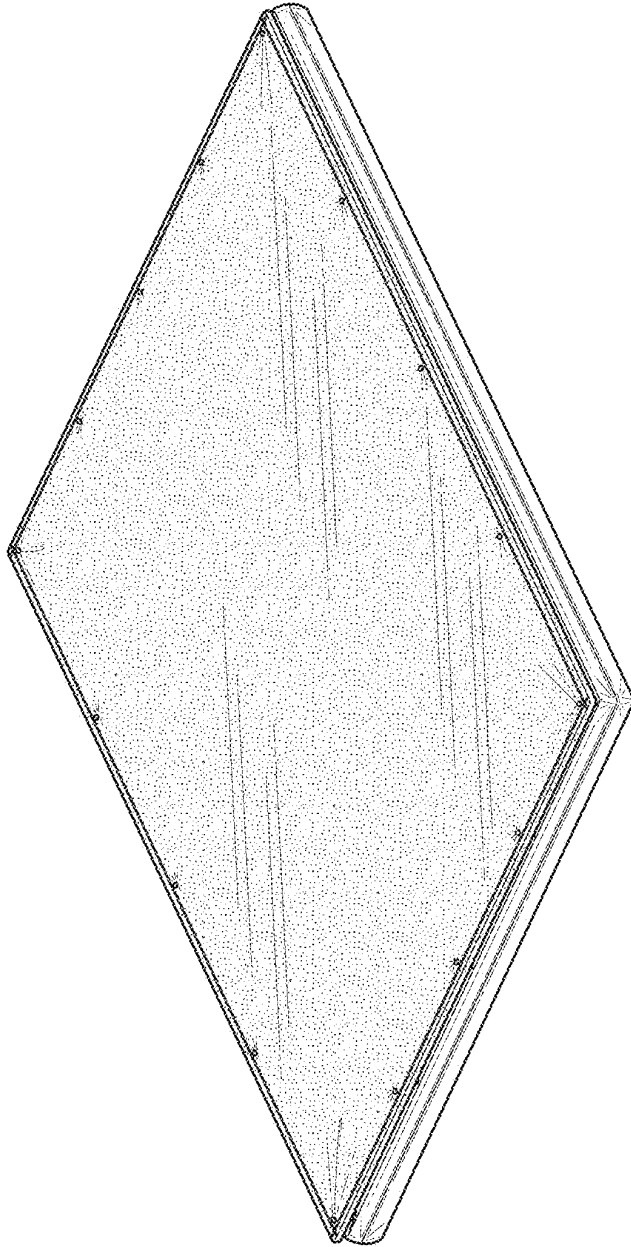


FIG. 43




FIG. 44




FIG. 45



FIG. 46

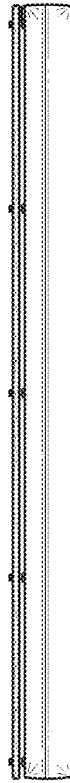


FIG. 47




FIG. 48



FIG. 49

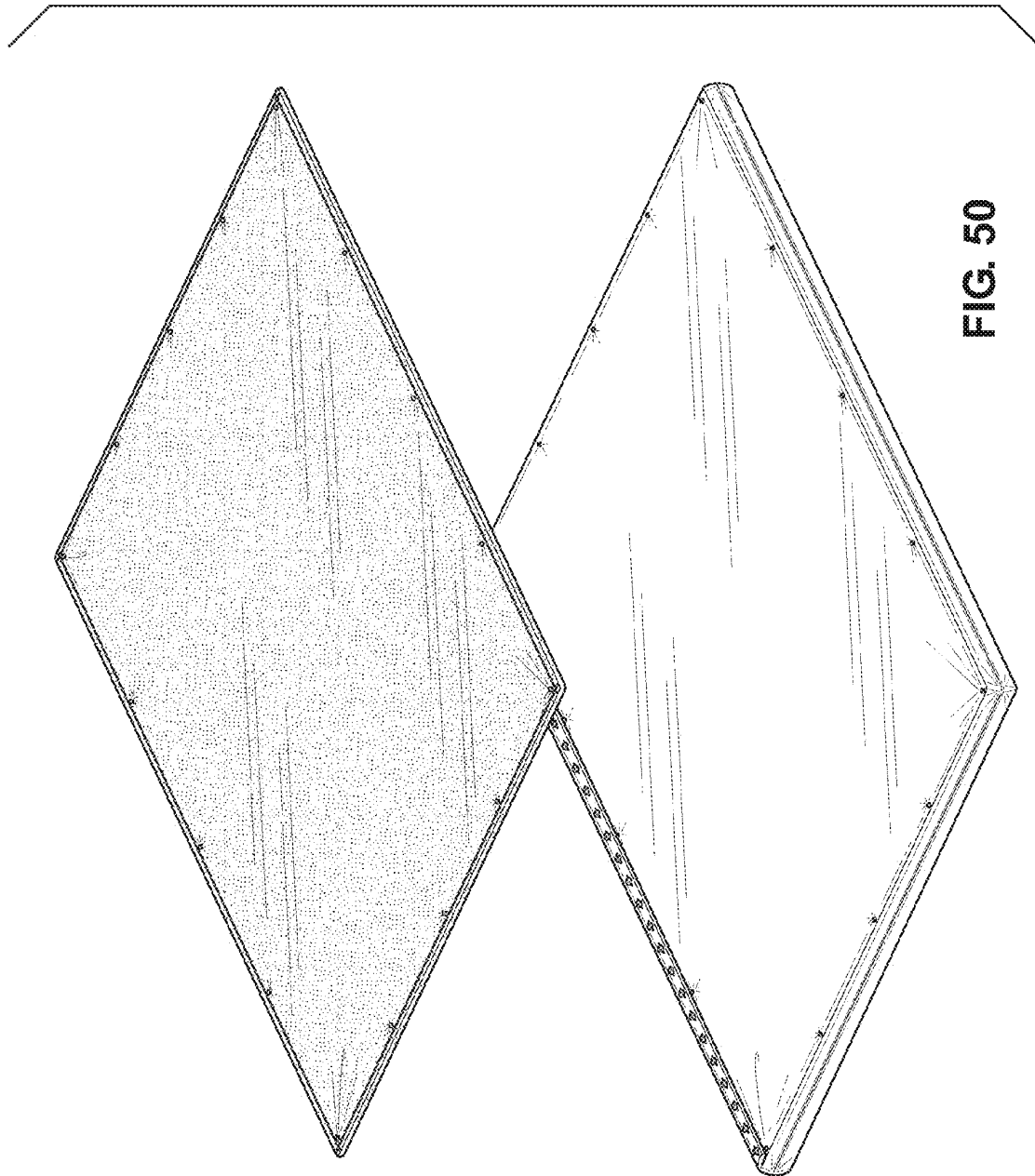


FIG. 50




FIG. 51




FIG. 52

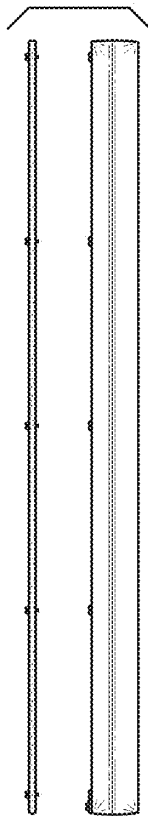


FIG. 53

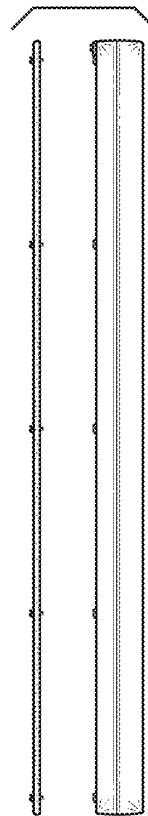


FIG. 54

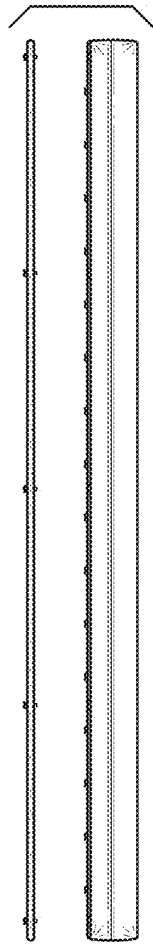


FIG. 55

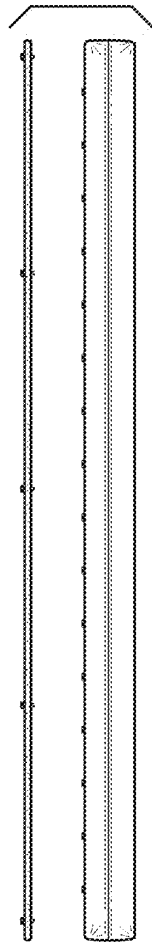


FIG. 56