



US00D766808S

(12) **United States Design Patent**
Harwood et al.

(10) **Patent No.:** **US D766,808 S**

(45) **Date of Patent:** **** Sep. 20, 2016**

- (54) **WING WITH SLIPSTREAM TURBINE**
- (71) Applicants: **Don Allen Harwood**, Eureka, CA (US);
Keith Allen Harwood, Eureka, CA (US)
- (72) Inventors: **Don Allen Harwood**, Eureka, CA (US);
Keith Allen Harwood, Eureka, CA (US)

(**) Term: **14 Years**

(21) Appl. No.: **29/499,923**

(22) Filed: **Aug. 20, 2014**

(51) **LOC (10) Cl.** **12-07**

(52) **U.S. Cl.**

USPC **D12/345**

(58) **Field of Classification Search**

USPC D12/319, 330-342, 345; D21/436, 447,
D21/448, 449, 450, 453

CPC F03D 1/0633; F03D 3/00; F02C 3/04;
F05D 2240/24; F05D 2220/30

See application file for complete search history.

D616,804 S *	6/2010	Manley	D12/319
D624,867 S *	10/2010	Gall	D12/345
9,169,827 B2 *	10/2015	Tsitron	F03D 1/00
D747,259 S *	1/2016	Scooler	D12/345
9,284,943 B2 *	3/2016	Zha	F03D 1/04
9,291,150 B2 *	3/2016	Bassett	F03D 3/005
2008/0203729 A1 *	8/2008	Zajchowski	F03B 17/063 290/43
2009/0304512 A1 *	12/2009	Attey	F03D 3/002 416/197 A
2013/0305827 A1 *	11/2013	Kessler	G01H 9/004 73/649
2013/0332011 A1 *	12/2013	Ziarno	G05B 23/0213 701/3
2014/0105743 A1 *	4/2014	Bassett	F03D 3/0463 416/126
2016/0053742 A1 *	2/2016	Harwood	F03D 1/0633 415/121.3

* cited by examiner

Primary Examiner — Robert M Spear

Assistant Examiner — Marissa J Cash

(74) *Attorney, Agent, or Firm* — Craig A. Simmermon

(57) **CLAIM**

The ornamental design for a wing with slipstream turbine, as shown and described.

(56) **References Cited**

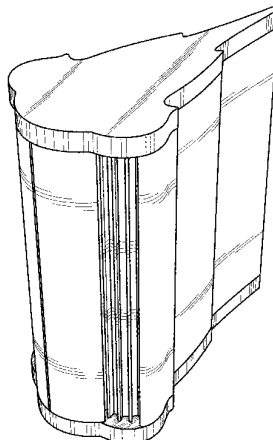
U.S. PATENT DOCUMENTS

D94,055 S *	12/1934	Schley	D12/345
2,365,990 A *	12/1944	Alford	F01D 5/082 415/211.2
D176,839 S *	2/1956	Custer	D12/339
D211,215 S *	5/1968	Girard	D12/335
4,142,822 A *	3/1979	Herbert	F03D 3/0409 290/55
D273,579 S *	4/1984	Martin	D12/345
5,232,672 A *	8/1993	Spadaccini	B64D 13/00 422/198
D455,389 S *	4/2002	Billington	D12/333
6,565,680 B1 *	5/2003	Jackson	B23K 35/304 148/428
D573,939 S *	7/2008	Las Heras	D12/319
D592,582 S *	5/2009	Tamm	D12/319
D598,838 S *	8/2009	Carr	D12/319
D616,352 S *	5/2010	Schafroth	D12/319

DESCRIPTION

FIG. 1 is a front perspective view of a wing with slipstream turbine showing my new design;
 FIG. 2 is a rear perspective view thereof;
 FIG. 3 is an end elevation view thereof;
 FIG. 4 is a front elevation view thereof;
 FIG. 5 is a rear elevation view thereof;
 FIG. 6 is a top plan view thereof;
 FIG. 7 is a front perspective view of a wing with slipstream turbine shown stacked in a configuration of use, connected together end-to-end; and,
 FIG. 8 is a perspective view of one of the slipstream turbines removed from the wing for clarity of disclosure.
 Broken lines in the drawings are to illustrate a configuration of use and form no part of the claimed design.

1 Claim, 8 Drawing Sheets



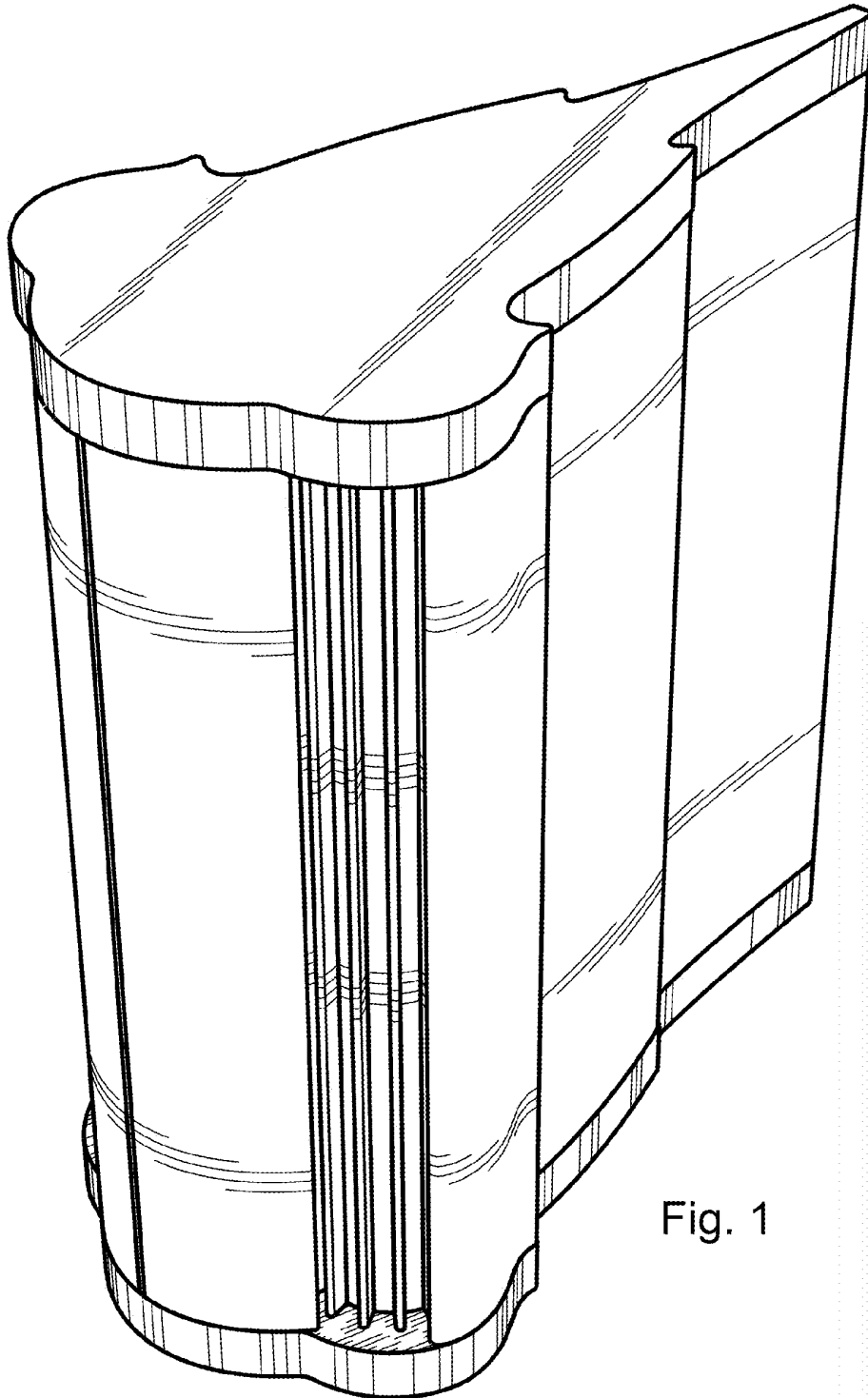


Fig. 1

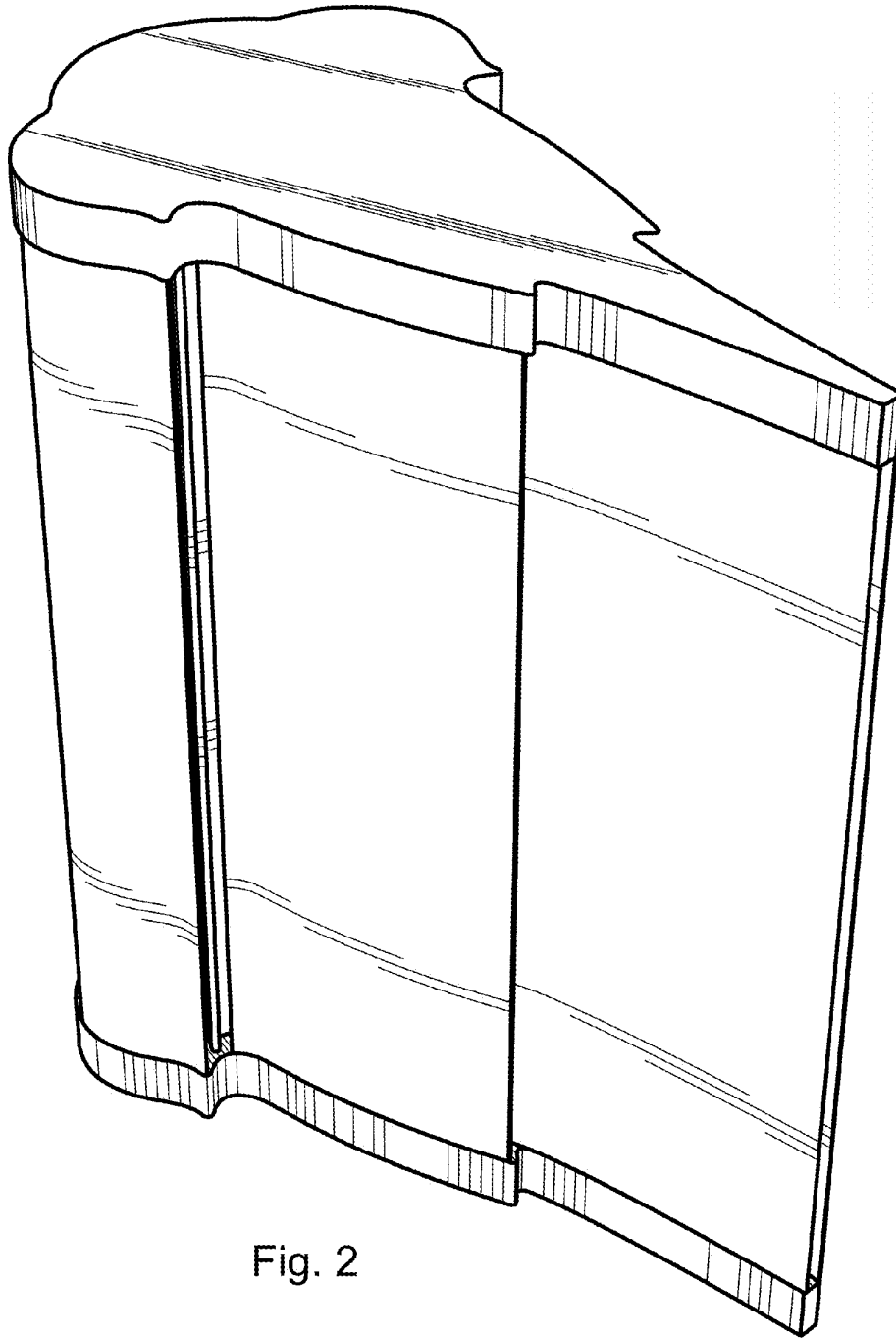


Fig. 2




Fig. 3

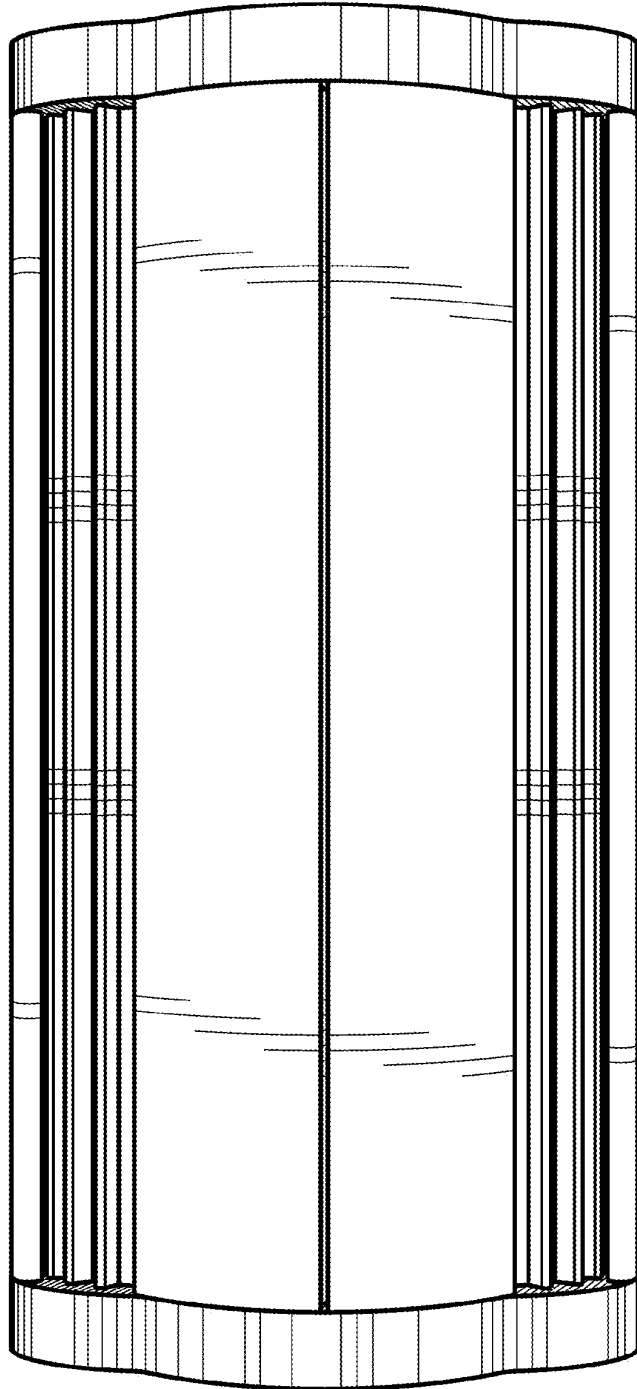


Fig. 4

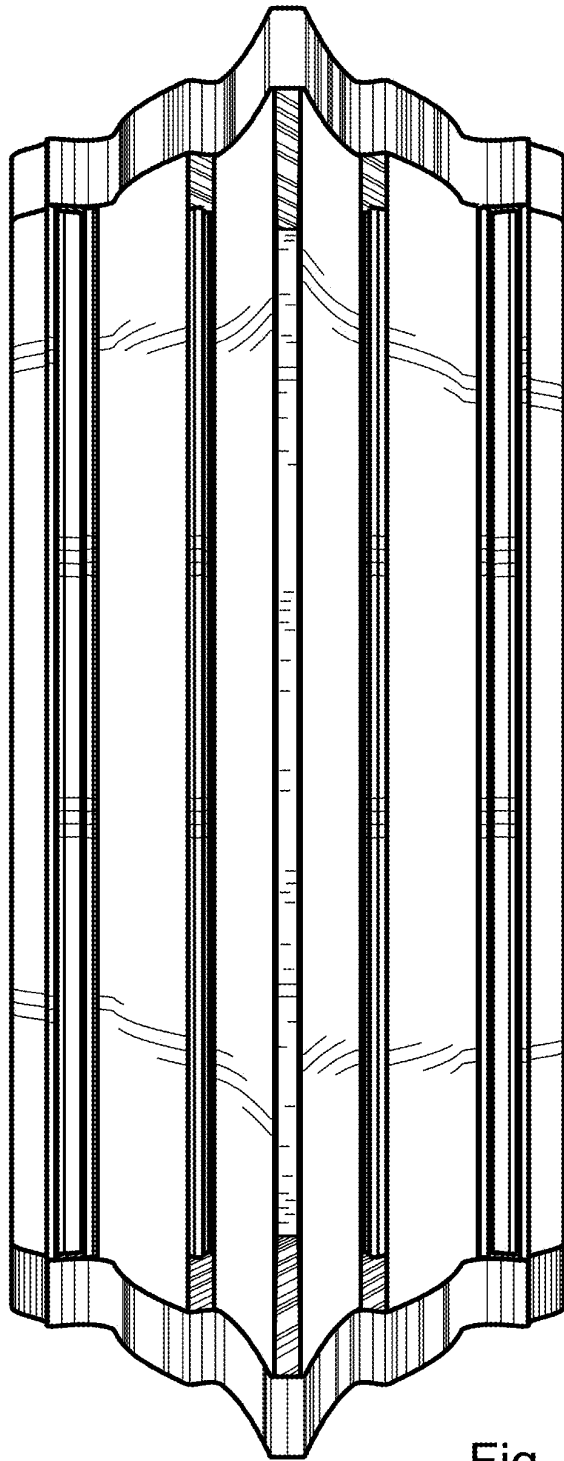


Fig. 5

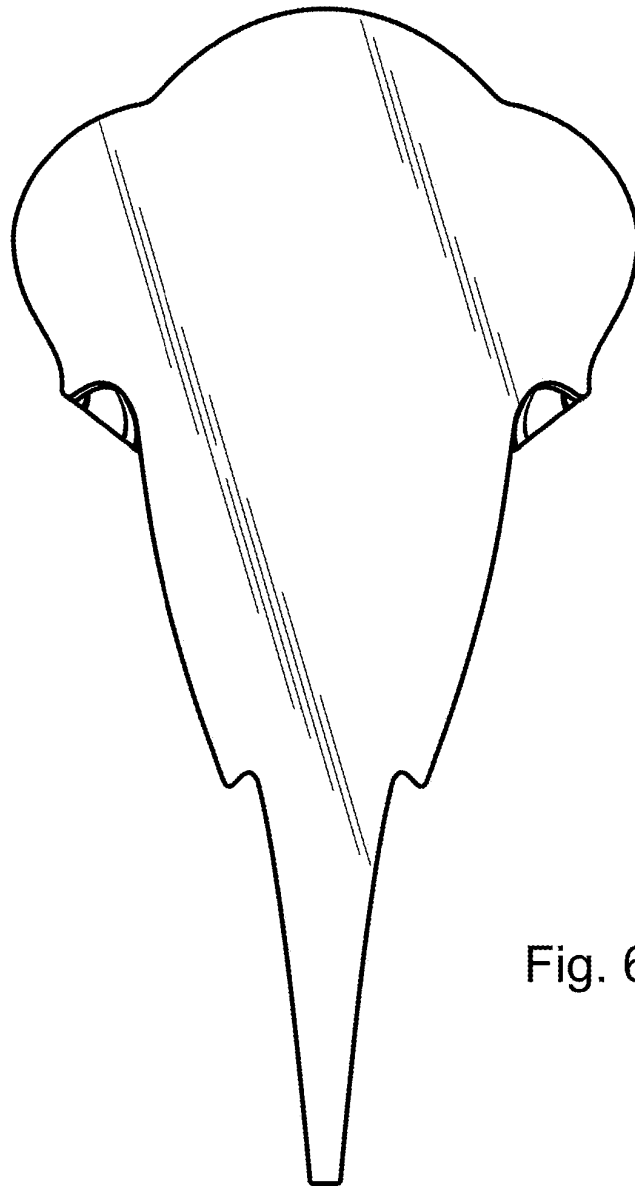


Fig. 6

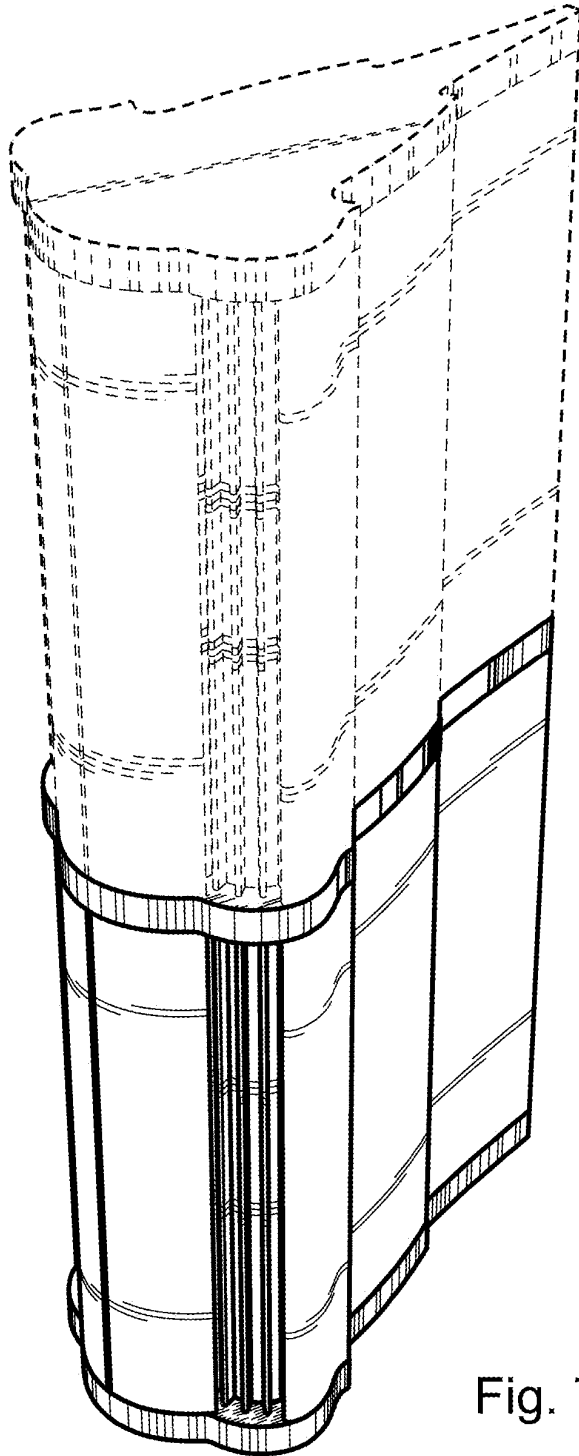


Fig. 7

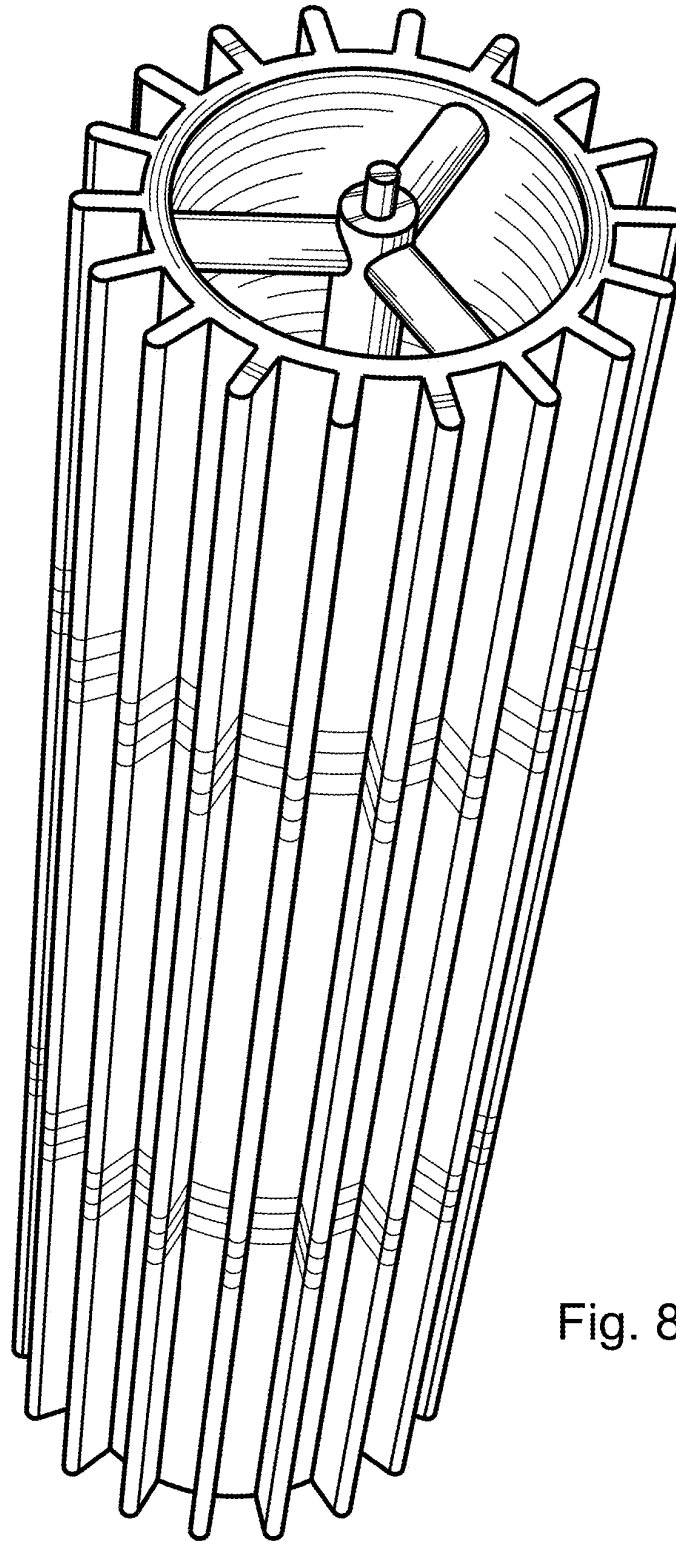


Fig. 8