



US00D610886S

(12) **United States Design Patent**  
**Bauer**

(10) **Patent No.:** **US D610,886 S**  
(45) **Date of Patent:** **\*\* Mar. 2, 2010**

(54) **VEGETATION BLADE**

(57) **CLAIM**

(76) Inventor: **Stephen Craig Bauer**, P.O. Box 251,  
Kurtistown, HI (US) 96760

The ornamental design for a vegetation blade, as shown and described.

(\*\*) Term: **14 Years**

(21) Appl. No.: **29/334,139**

(22) Filed: **Mar. 20, 2009**

**DESCRIPTION**

**Related U.S. Application Data**

(63) Continuation of application No. 11/308,932, filed on May 26, 2006, now abandoned.

FIG. 1 is a bottom perspective view of the vegetation blade.

FIG. 2 is a top perspective view of the vegetation blade.

FIG. 3 is front view of the vegetation blade.

FIG. 4 is a side view of the vegetation blade.

FIG. 5 is a bottom view of the vegetation blade; and,

FIG. 6 is a cross sectional view of the vegetation blade taken along line 6—6.

(51) **LOC (9) Cl.** ..... **08-01**

(52) **U.S. Cl.** ..... **D8/8**

(58) **Field of Classification Search** ..... D8/8  
See application file for complete search history.

The broken line showing of two segments of flexible cutting material is included for the purpose of illustrating location of said segments, which are required for the vegetation blade to function.

(56) **References Cited**

**U.S. PATENT DOCUMENTS**

D532,263 S \* 11/2006 Iacona ..... D8/8

D560,107 S \* 1/2008 Grey ..... D8/8

D574,679 S \* 8/2008 Denby ..... D8/8

Vegetation blade is a one-piece article in the general shape of a disc. Two segments of flexible cutting material must be attached thereto and are required for the vegetation blade to cut vegetation. It is a lawnmower blade used to cut vegetation. It is a replacement blade for any conventional lawnmower blade because it is reversibly attachable to any conventional lawnmower, including those that use multiple blades.

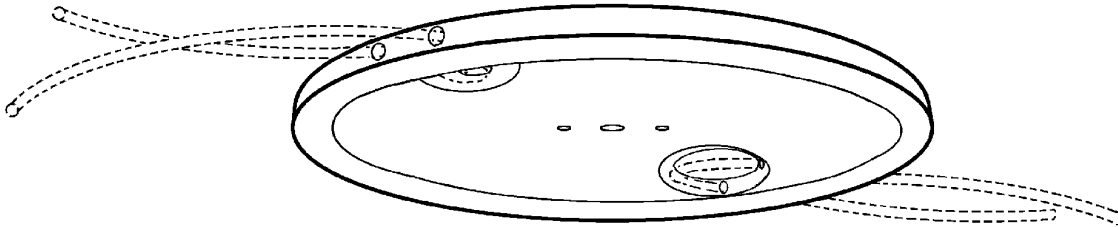
\* cited by examiner

*Primary Examiner*—Holly H Baynham

*Assistant Examiner*—Sheryl Lane

(74) *Attorney, Agent, or Firm*—Cragi A. Simmermon

**1 Claim, 3 Drawing Sheets**



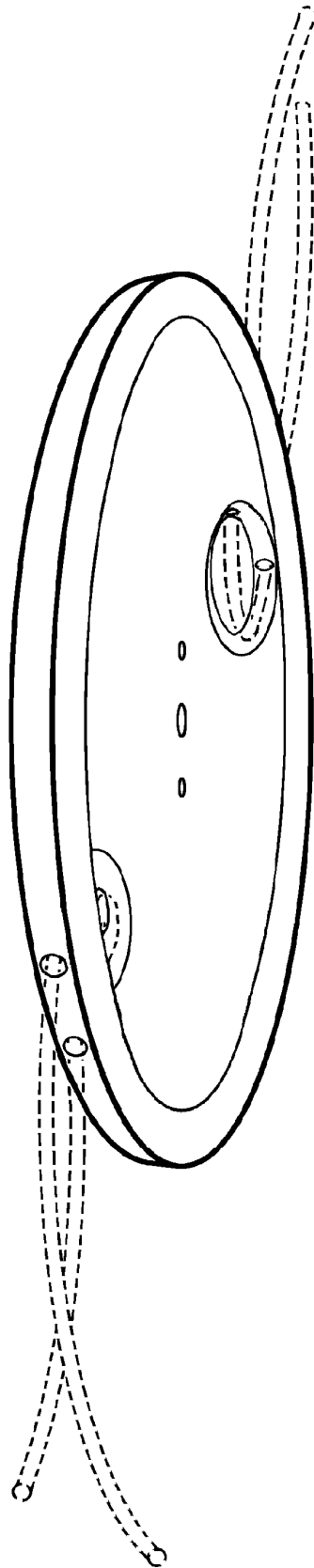


Fig. 1




Fig. 2



Fig. 4



Fig. 6



Fig. 3

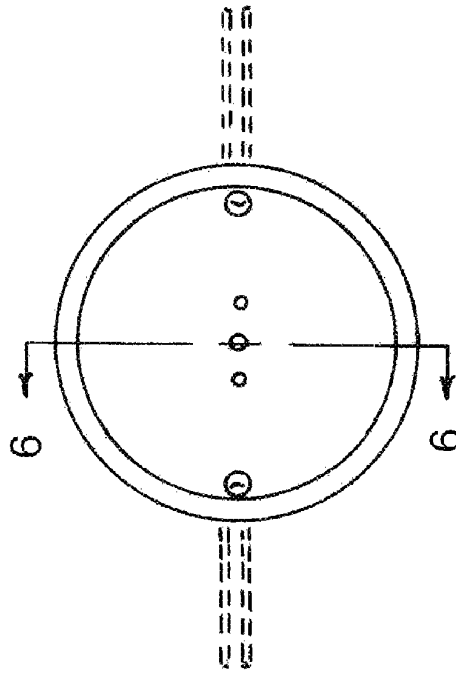


Fig. 5