



US00D891704S

(12) **United States Design Patent**
Tavakoli

(10) **Patent No.:** **US D891,704 S**

(45) **Date of Patent:** **** *Jul. 28, 2020**

(54) **MULTIPLE LAYER FALSE EYELASH**

(71) Applicant: **Sara Tavakoli**, Rocklin, CA (US)

(72) Inventor: **Sara Tavakoli**, Rocklin, CA (US)

(*) Notice: This patent is subject to a terminal disclaimer.

(**) Term: **15 Years**

(21) Appl. No.: **29/594,390**

(22) Filed: **Feb. 17, 2017**

Related U.S. Application Data

(63) Continuation-in-part of application No. 14/773,623, filed on Sep. 8, 2015.

(51) **LOC (12) Cl.** **28-04**

(52) **U.S. Cl.**
USPC **D28/93**

(58) **Field of Classification Search**

USPC D28/92, 93, 99

CPC A41G 5/02

See application file for complete search history.

(56) **References Cited**

U.S. PATENT DOCUMENTS

3,447,542 A * 6/1969 McCullough A41G 5/02

132/53

3,516,422 A * 6/1970 Bechtold A41G 5/02

132/53

3,900,038 A * 8/1975 Masters A41G 5/02

132/201

D510,159 S * 9/2005 Song D28/92

8,061,367 B2 * 11/2011 Rabe A41G 5/02

132/216

8,196,591 B2 * 6/2012 Lee A41G 5/02

132/201

8,225,800 B2 * 7/2012 Byrne A41G 5/02

132/216

2007/0227550 A1 * 10/2007 Merszei A41G 5/02

132/53

* cited by examiner

Primary Examiner — Zenia I Bennett

(74) *Attorney, Agent, or Firm* — Craig A. Simmermon

(57) **CLAIM**

I claim the ornamental design for a multiple layer false eyelash, as shown and described.

DESCRIPTION

FIG. 1 is a top perspective view of a multiple layer false eyelash showing my new design.

FIG. 2 is a front elevation view thereof.

FIG. 3 is a rear elevation view thereof.

FIG. 4 is a right side elevation view thereof.

FIG. 5 is a left side elevation view thereof.

FIG. 6 is a top plan view thereof.

FIG. 7 is a bottom plan view thereof.

FIG. 15 is a top perspective view of a third embodiment of my new design.

FIG. 16 is a front elevation view thereof.

FIG. 17 is a rear elevation view thereof.

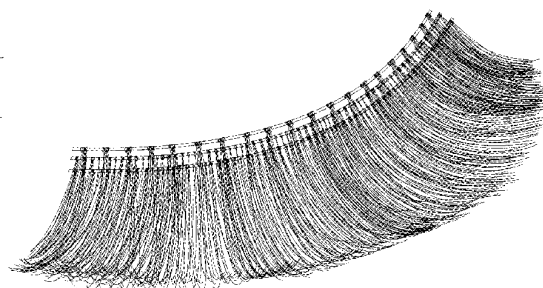

FIG. 18 is a right side elevation view thereof.

FIG. 19 is a left side elevation view thereof.

FIG. 20 is a top plan view thereof; and,

FIG. 21 is a bottom plan view thereof.

1 Claim, 12 Drawing Sheets






FIG. 1

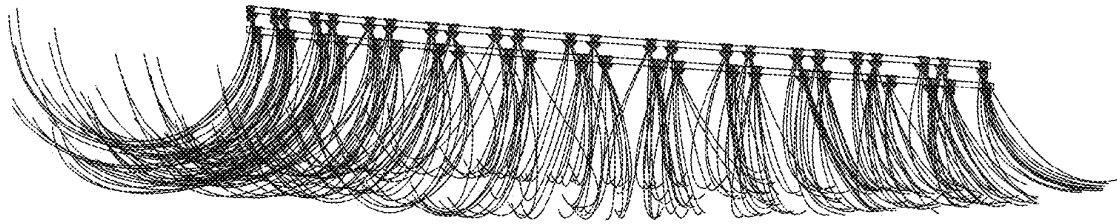


FIG. 2

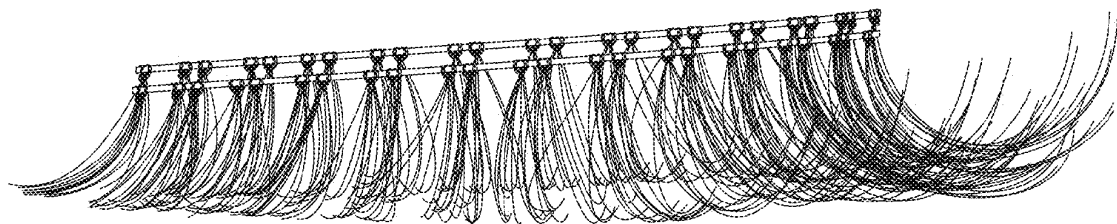


FIG. 3

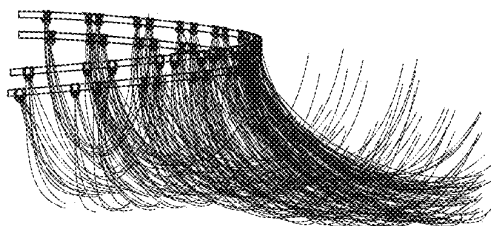


FIG. 4

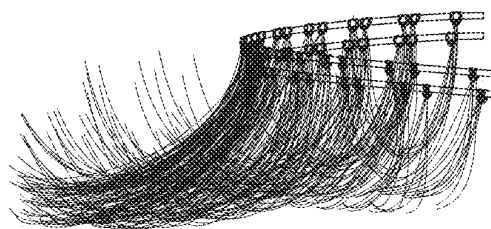


FIG. 5

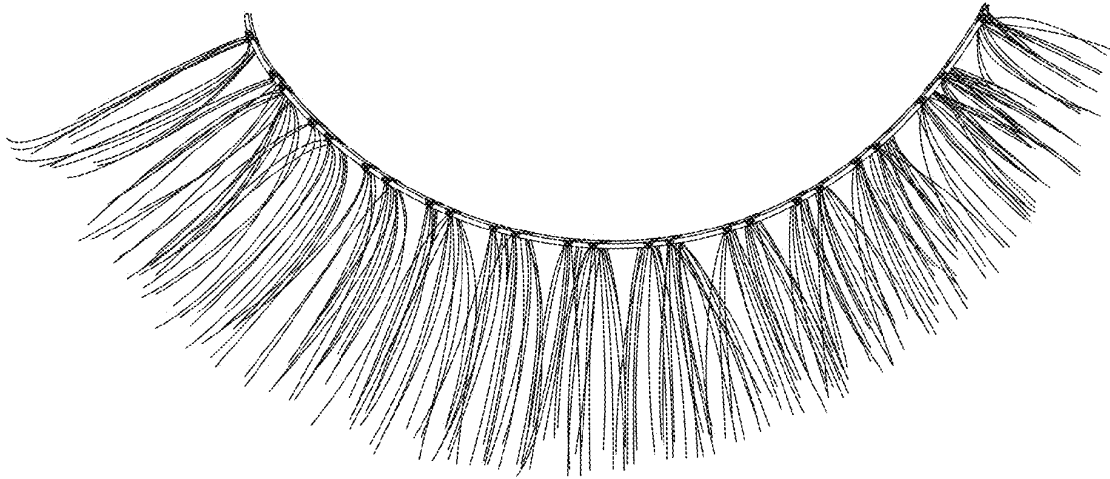


FIG. 6

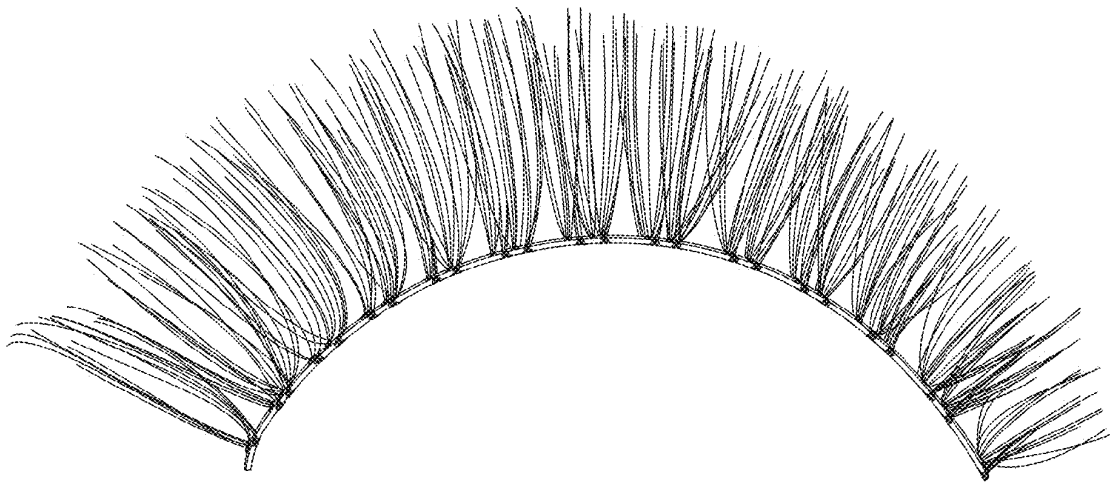


FIG. 7

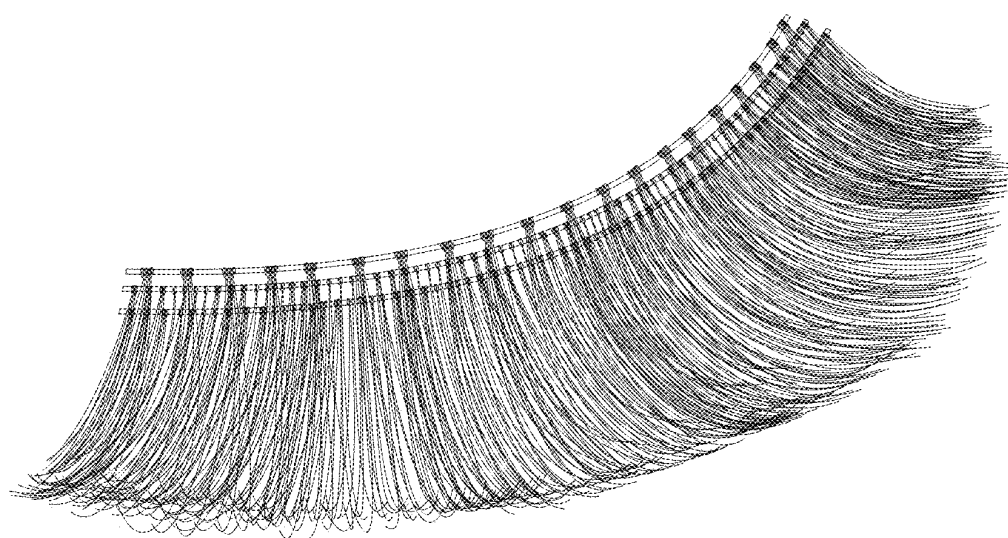


FIG. 8




FIG. 9




FIG. 10




FIG. 11




FIG. 12




FIG. 13




FIG. 14




FIG. 15




FIG. 16




FIG. 17




FIG. 18




FIG. 19




FIG. 20




FIG. 21

UNITED STATES PATENT AND TRADEMARK OFFICE
CERTIFICATE OF CORRECTION

PATENT NO. : D891,704 S
APPLICATION NO. : 29/594390
DATED : July 28, 2020
INVENTOR(S) : Sara Tavakoli

Page 1 of 1

It is certified that error appears in the above-identified patent and that said Letters Patent is hereby corrected as shown below:

On the Title Page

Column 2, in Description, The following should be inserted in between lines with Fig. 7 and Fig. 15:

--FIG. 8 is a top perspective view of a second embodiment of my new design.

FIG. 9 is a front elevation view thereof.

FIG. 10 is a rear elevation view thereof.

FIG. 11 is a right side elevation view thereof.

FIG. 12 is a left side elevation view thereof.

FIG. 13 is a top plan view thereof.

FIG. 14 is a bottom plan view thereof.--

Signed and Sealed this
Second Day of March, 2021



Drew Hirshfeld
*Performing the Functions and Duties of the
Under Secretary of Commerce for Intellectual Property and
Director of the United States Patent and Trademark Office*