



US00D793474S

(12) **United States Design Patent**  
**Guadarrama**

(10) **Patent No.:** **US D793,474 S**

(45) **Date of Patent:** **\*\* Aug. 1, 2017**

(54) **LETTER RESEALER**

(71) Applicant: **Joe Randall Guadarrama**, Fairfield, CA (US)

(72) Inventor: **Joe Randall Guadarrama**, Fairfield, CA (US)

(\*\*) Term: **15 Years**

(21) Appl. No.: **29/550,415**

(22) Filed: **Jan. 4, 2016**

(51) **LOC (10) Cl.** ..... **19-01**

(52) **U.S. Cl.**  
USPC ..... **D19/3**

(58) **Field of Classification Search**  
USPC ..... D19/1-12, 65-69, 100; D10/71;  
D24/189; 33/494, 758; 206/390;  
40/638; 428/43; D20/22, 42  
CPC ..... B65D 27/00; B65D 27/12; B65D 27/14;  
B65D 27/20; B65D 27/28  
See application file for complete search history.

(56) **References Cited**

**U.S. PATENT DOCUMENTS**

D378,381 S *	3/1997	ten Boden	.....	D19/65
D494,623 S *	8/2004	Huang	.....	D19/67
D572,156 S *	7/2008	Payne	.....	D10/71
D741,406 S *	10/2015	Doucette	.....	D19/69
D772,979 S *	11/2016	Stevens	.....	D19/69

\* cited by examiner

*Primary Examiner* — Abraham Bahta

(74) *Attorney, Agent, or Firm* — Craig A. Simmermon

(57) **CLAIM**


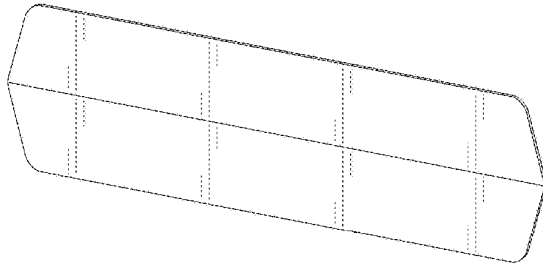
I claim the ornamental design for a letter resealer, as shown and described.

**DESCRIPTION**

FIG. 1 is a perspective view of letter resealer showing my new design.  
 FIG. 2 is a top plan view thereof.  
 FIG. 3 is a bottom plan view thereof.  
 FIG. 4 is a right side elevation view thereof.  
 FIG. 5 is a left side elevation view thereof.  
 FIG. 6 is a front elevation view thereof.  
 FIG. 7 is a rear elevation view thereof.  
 FIG. 8 is a perspective view of letter resealer showing my new design.  
 FIG. 9 is a top plan view thereof.  
 FIG. 10 is a bottom plan view thereof.  
 FIG. 11 is a right side elevation view thereof.  
 FIG. 12 is a left side elevation view thereof.  
 FIG. 13 is a front elevation view thereof; and  
 FIG. 14 is a rear elevation view thereof.

Broken lines in the drawings represent unclaimed environmental subject matter and form no part of the claimed design.

**1 Claim, 10 Drawing Sheets**



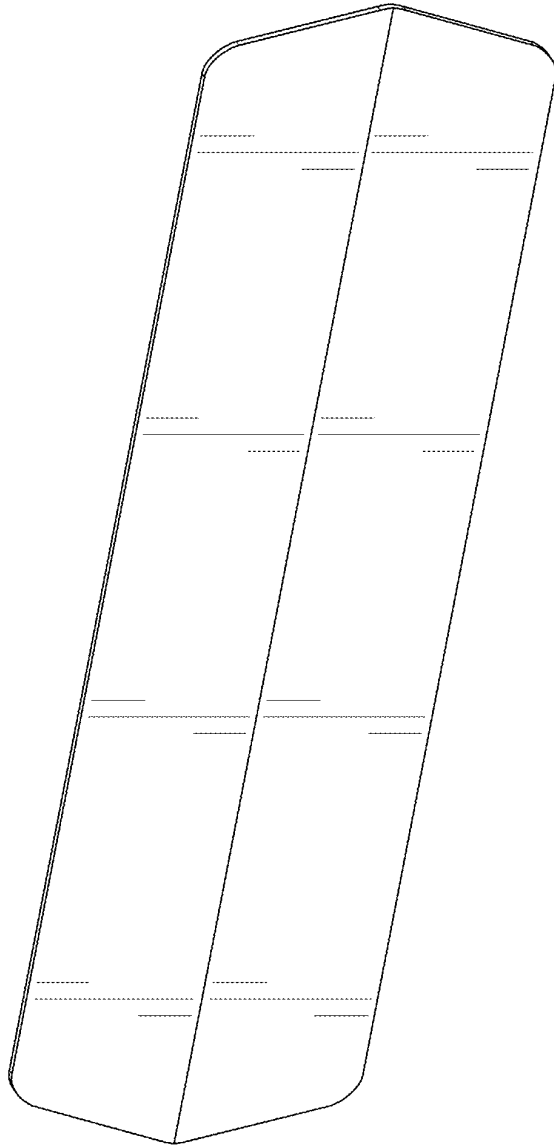


FIG. 1




FIG. 2




FIG. 3



FIG. 4

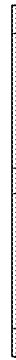


FIG. 5

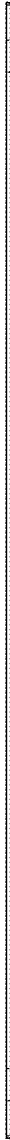


FIG. 6



FIG. 7

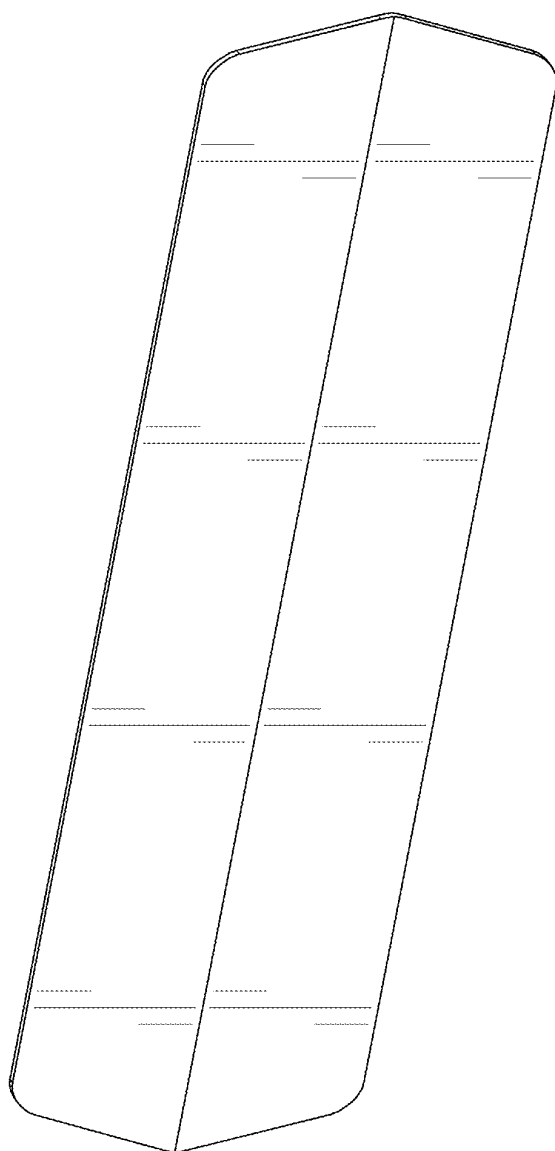


FIG. 8




FIG. 9






FIG. 10




FIG. 11



FIG. 12



FIG. 13



FIG. 14